


THE 18-STORY TREEHOUSE

ACTIVITY PACK



Written by Andy Griffiths and illustrated by Terry Denton, published by Macmillan Children's Books.

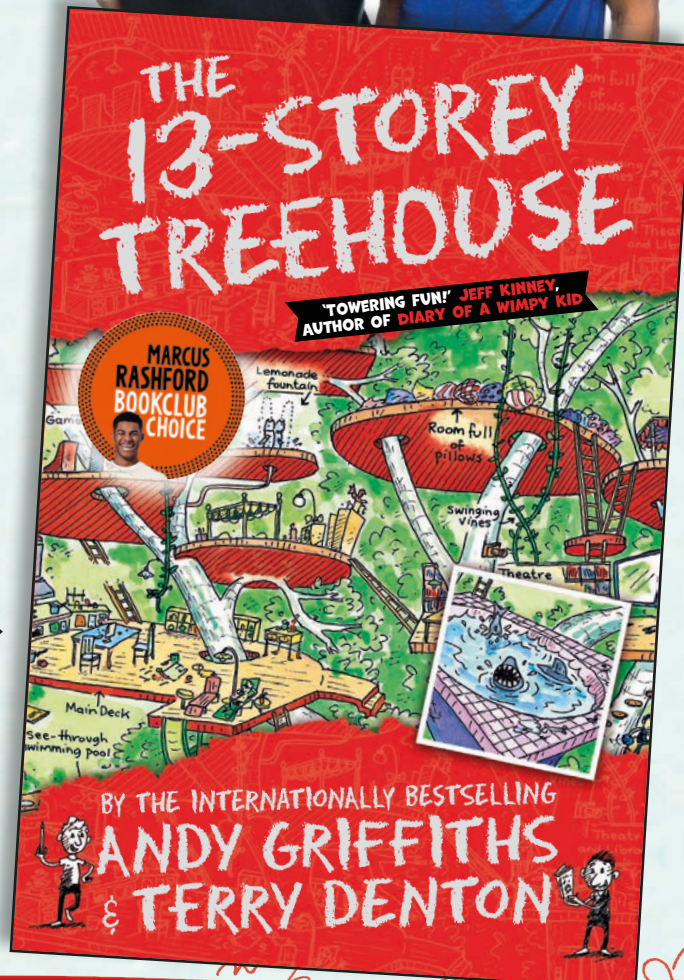
A Marcus Rashford Book Club resource
created by the National Literacy Trust



Hello everyone, we're
Andy Griffiths and Terry Denton,
the authors of

THE 13-STOREY TREEHOUSE

Today you are going
to read Chapter one to three
and complete the activities.
I hope you love reading the
book as much as we do.




CHAPTER 1

THE 13-STOREY TREEHOUSE



Hi, my name is Andy.

This is my friend Terry.




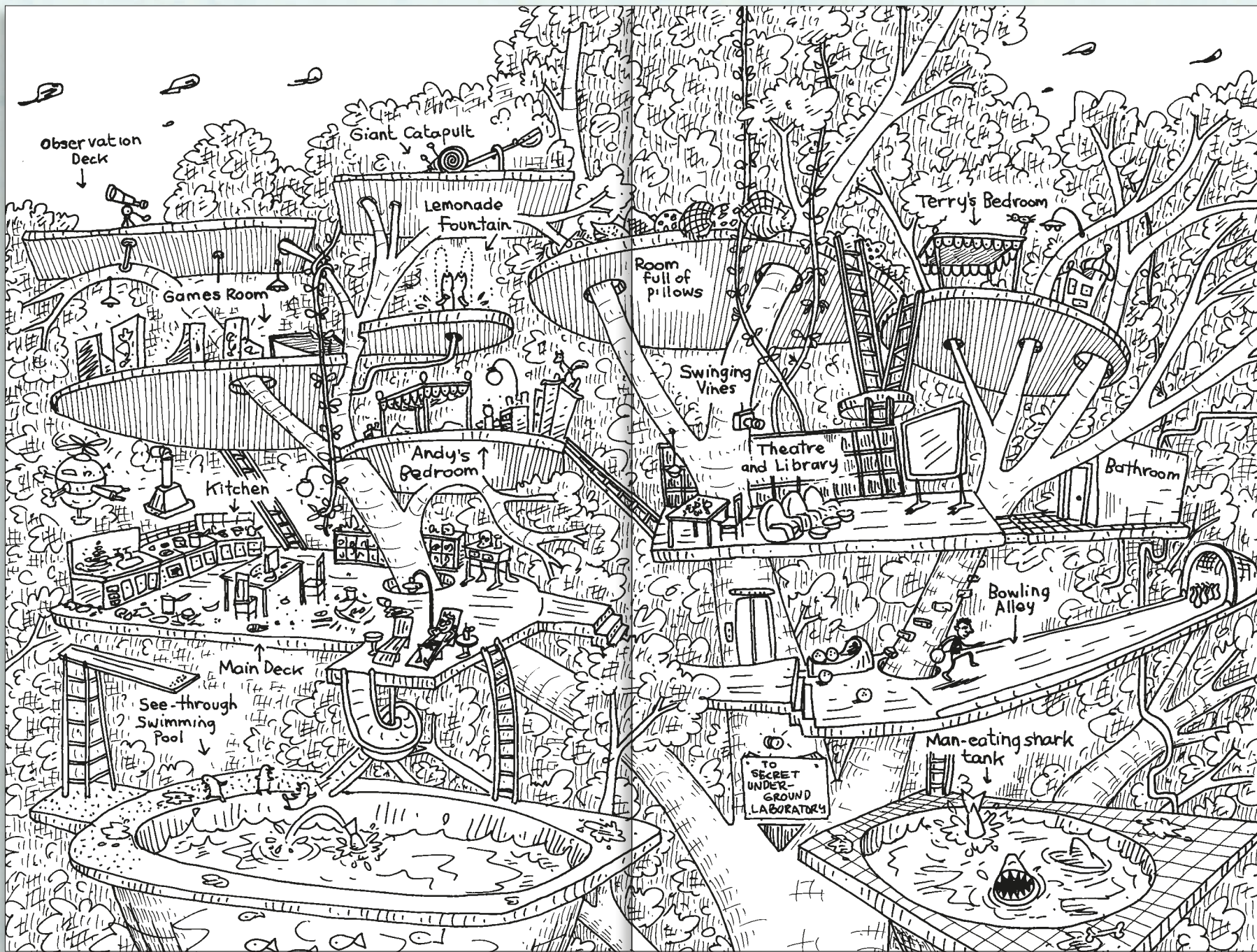
We live in a tree.




Well, when I say 'tree', I mean
treehouse. And when I say 'treehouse',
I don't mean any old treehouse—
I mean a *13-storey* treehouse!

So what are you waiting for?
Come on up!





It's got a bowling alley,



a see-through swimming pool,




a tank full of man-eating sharks,




vines you can swing on,




a games room,



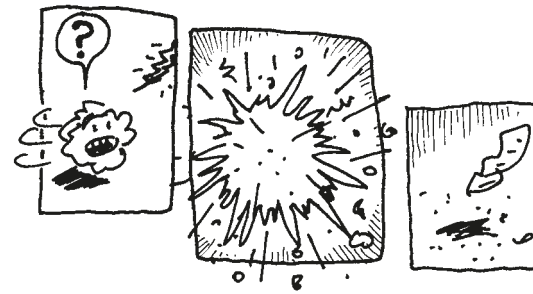
a secret underground laboratory,




a lemonade fountain,



a vegetable vaporiser,



and a marshmallow machine that follows you around and automatically shoots marshmallows into your mouth whenever you're hungry.



As well as being our home, the treehouse is also where we make books together. I write the words and Terry draws the pictures.



As you can see, we've been doing this for quite a while now.




CHAPTER 2

THE FLYING CAT




If you're like most of our readers, you're probably wondering where we get all the ideas for our books from. Well, sometimes we think them up. Other times they are based on stuff that actually happens. Like *this* book, for instance.

It all started one morning when I got up and went down to get some breakfast.




Terry was already in the kitchen. He was painting a cat. And when I say 'painting a cat', I don't mean he was painting a *picture* of a cat. He was painting an *actual* cat! Bright yellow!



'This might be a stupid question, Terry,' I said, 'but why are you painting that cat bright yellow?'


'Because I'm turning it into a canary,' he said.




I started to explain to Terry that you can't turn a cat into a canary just by painting it yellow but he said, 'Yes, you can—watch this!' and carried the dripping cat to the edge of the deck.

'No!' I yelled, as Terry held the cat out in mid-air ... and let it go.


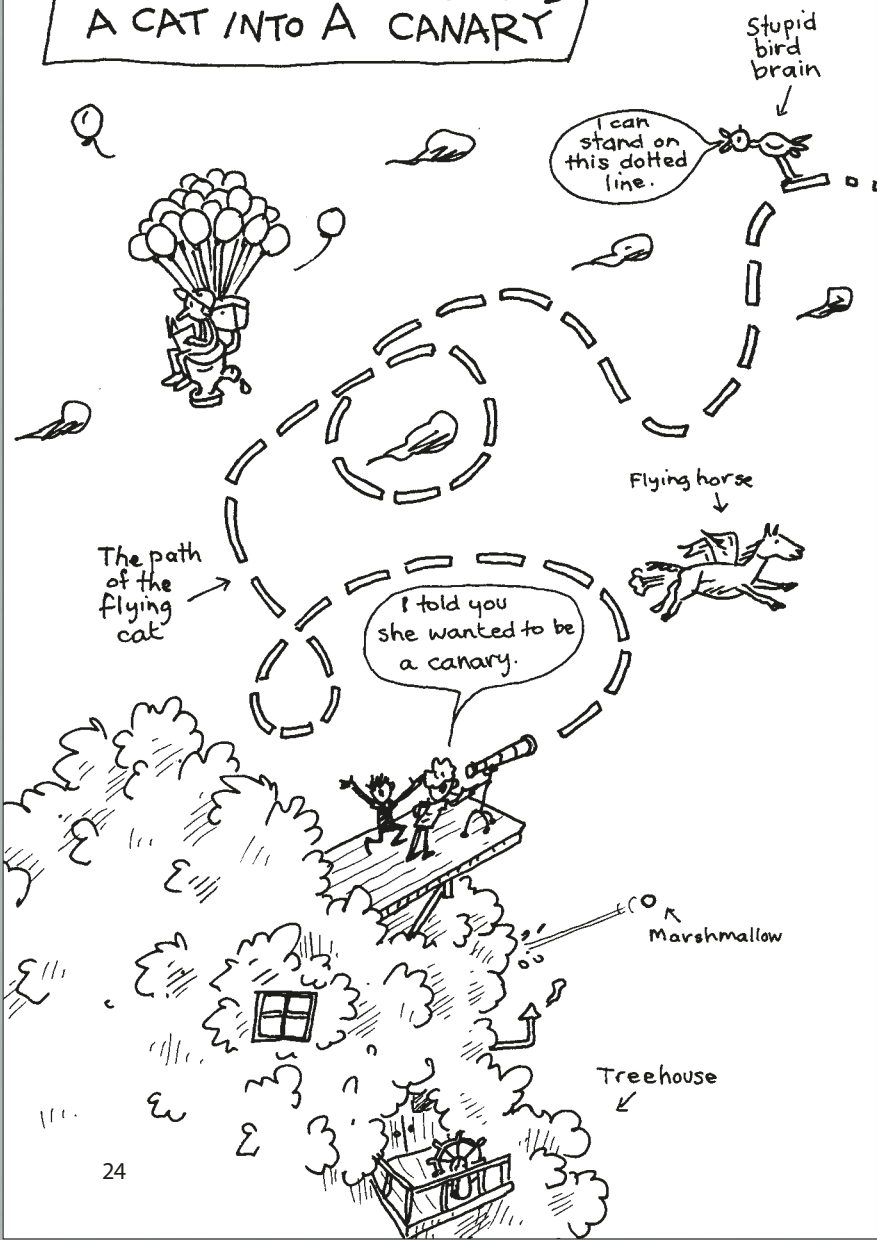
But I needn't have worried. The cat didn't fall. Two little wings popped out of its back, and then it tweeted and flew away.



'See?' said Terry, turning to me in triumph. 'I told you so!'




THE DAY TERRY TURNED A CAT INTO A CANARY



CHAPTER 3

THE MISSING CAT



We watched the cat ... I mean canary ... actually, I think I mean *catnary* ... until it flew out of sight. Then the doorbell rang.

It was Jill, our neighbour. She lives on the other side of the forest in a house full of animals. She's got two dogs, a goat, three horses, four goldfish, one cow, six rabbits, two guinea pigs, one camel, one donkey and one cat.




'Uh-oh,' said Terry. 'She's probably looking for her cat!'

'Don't tell me that was *Silky* you just turned into a canary!' I said.

'Okay, I won't,' said Terry. 'But it was.'


This was bad. Jill loved that cat. She loved all her animals, but she especially loved *Silky*.



'Oh no!' I said. 'She is going to be really mad when she finds out what you've done!'

'Maybe we shouldn't tell her.'

'Good idea!' I said. 'Let's pretend we're not home.'



We did our best to lay low, but it's pretty hard to hide in a treehouse.


'It's no use hiding,' called Jill. 'I can hear you. And I can see you. *Silky's* gone missing and I was wondering if you'd seen her.'

'No,' I said quickly, 'she's not here.'

Now, before you start thinking I'm the kind of person who would tell a lie, I'd just like to point out that although the first part of my sentence ('No') was *technically* a lie, the second part ('she's not here') was *definitely* the truth, which—I'm sure you will agree—cancels out the lie.

'Oh,' said Jill sadly. 'Well, anyway, I've made up a missing-cat poster. Can I put one on your tree?'

'Sure,' I said. 'It's the least we can do.' (Which was also definitely 100 per cent true.)



As soon as Jill left I turned to Terry. 'We've got to find that cat!' I said.

'You mean *canary*,' said Terry.

'Whatever!' I said. 'We've got to find her.'

But before we could even begin looking for her the video-phone rang. (Yes, we've got one of those as well—and it's 3D!)

'Maybe that's Silky now,' said Terry.

'Don't be stupid,' I said. 'Cats can't use phones.'

'Maybe they can,' said Terry. 'You said they couldn't turn into canaries and you were wrong about that!'



SESSION 1

→ Activity 1a




Write in the spaces below everything you know about Terry and Andy so far. Why might they be friends?



Complete the Venn diagram below to understand the differences and similarities between Terry and Andy.

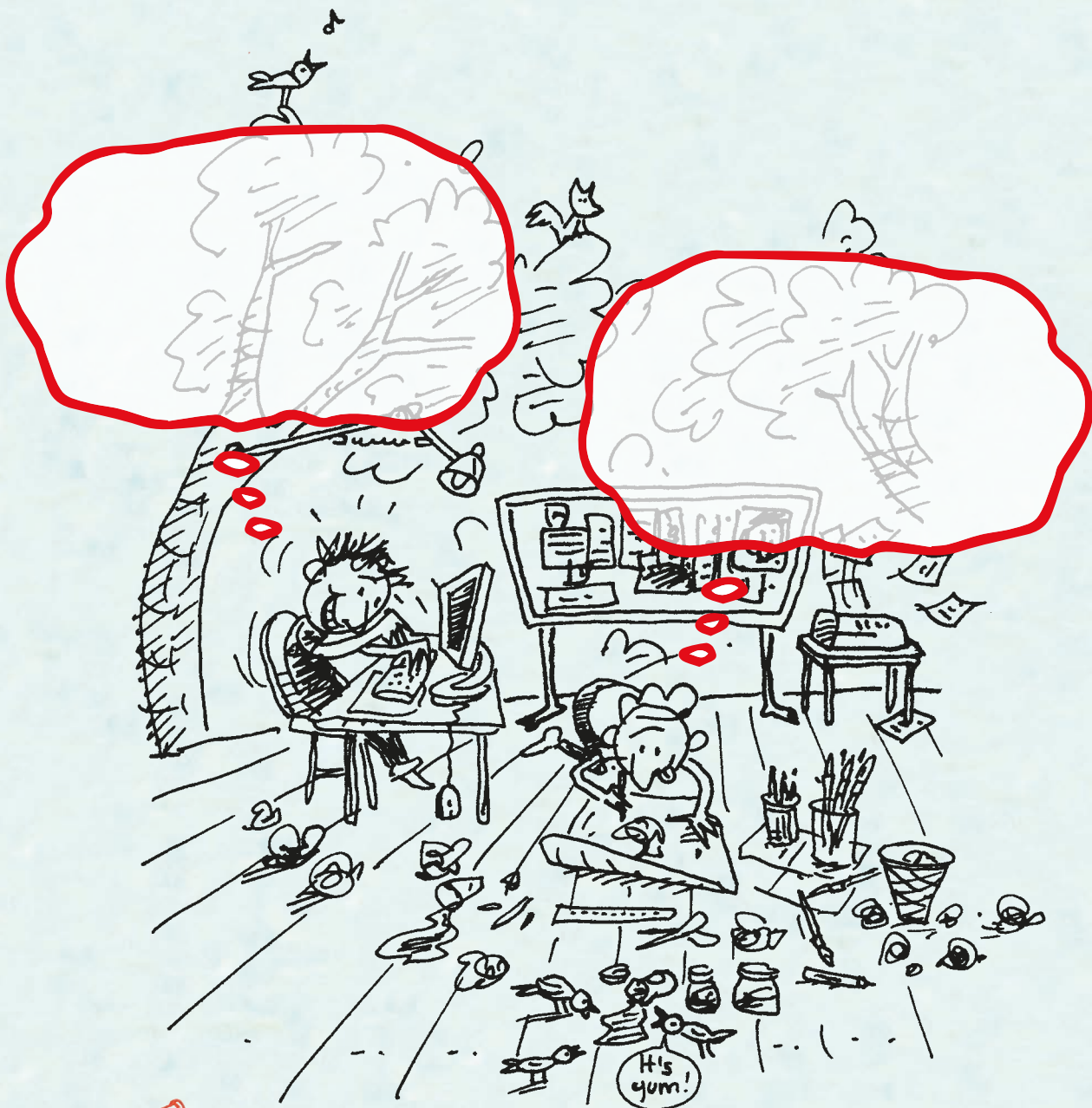
What makes Andy and Terry the same and what makes them different?



→ Activity 1b

Complete the thought bubbles for the characters of Andy and Terry at the end of chapter one.

“As well as being our home, the treehouse is also where we make books together. I write the words and Terry Draws the pictures.”



SESSION 2

→ Activity 2a



In the two boxes below, draw your favourite animal and your partner's favourite animal. Choose your favourite parts of each animal to create your very own animal just like the 'Catnary'.

My animal

My friend's animal

→ Activity 2b

Use the space below to draw your 'Catnary' inspired animal.


Remember to label and name your new animal.

Yellow
↓

Name of animal:



SESSION 3



→ Activity 3a

In the space below design and label your own storey for *The 13-Storey Treehouse*!

Large empty space with a green dotted border for drawing and labeling a storey for the treehouse.

→ Activity 3b

Why would Andy and Terry enjoy this storey in their treehouse?


Four horizontal dotted lines for writing an answer to the question.



SESSION 4

→ Activity 4a

Use the space below to work with a friend to create your own page about the treehouse storey you designed and created in activity 3a.



What could happen on your page? What could the characters say?

Andy:

.....

.....

Terry:

.....

.....

Andy:

.....

.....


Terry:

.....

.....

What illustrations could you use to make your story come alive?

Use the space below to design your story page. Remember to include your speech from the previous page.



SESSION 5


→ Activity 5a

Read the first few pages of the mini story 'Superfinger'.



Draw a sketch below of your superhero body part.

- What special power will it have?
- What special tasks are they going to complete?
- Who do they help and why?





In the space provided write and illustrate your own four-page story using your super body part as the main character.



Use the story of 'Superfinger' as inspiration.

A large writing area consisting of four rectangular panels arranged in a 2x2 grid. Each panel is outlined with a dotted green border, intended for writing and illustrating a four-page story.

YOU HAVE NOW COMPLETED ALL OF THE ACTIVITIES
WELL DONE!



We hope you have
enjoyed reading

THE 13-STOREY TREEHOUSE

as much as we did at the National Literacy Trust and
Macmillan Children's Books.

If you enjoyed Andy and Terry's adventures, keep your eyes peeled for more of their stories!

Illustrations © Terry Denton, 2022.

The National Literacy Trust is a registered charity no. 1116260 (England and Wales) and SC042944 (Scotland).

